











Fabrics and Supplies needed for "My Other Machine"

	Backing fabric AND low-loft Batting	21" x 21" each
	Outside Border & Binding (medium brown)	1/4 yard
	Dark Brown (inside border & flanged binding)	6" x WOF
	Cream (background)	12-1/2" square
	Black (sewing machine)	11" x 8"
	Silver Grey (sewing machine)	6" x 3"

Quilt Block fabrics – these are the colors that I used,
with the amounts needed.

	Dark Green	8" x 3"
	Maroon/Red	5" square
	Tan Check	4" square
	Cream with green	6" x 5"

Additional Supplies: 2 sheets paper-backed fusible web, #2 pencil, threads for piecing and to match appliqué fabrics, appliqué scissors, tweezers, rotary cutter, mat, rulers, pins, appliqué pressing sheet, sewing machine with walking foot and appliqué (darning) foot.