











Fabrics and Supplies needed for "My Machine"

	Backing fabric AND low-loft Batting	21" x 21" each
	Outside Border & Binding (cream)	1/4 yard
	Dark Brown (inside border & flanged binding)	6" x WOF
	Medium Brown (background)	12-1/2" square
	White (sewing machine)	10" x 8"
	Silver Grey (sewing machine)	8" x 7"

Quilt Block fabrics – these are the colors that I used,
with the amounts needed.

	Light Blue	8" x 5"
	Navy Blue	6" x 4"
	White (w/red)	7" x 4"
	Red	5" square

Additional Supplies: 2 sheets paper-backed fusible web, #2 pencil, threads for piecing and to match appliqué fabrics, appliqué scissors, tweezers, rotary cutter, mat, rulers, pins, appliqué pressing sheet, sewing machine with walking foot and appliqué (darning) foot.